



## Technology the world trusts

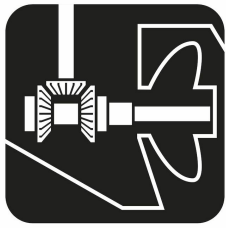
When you're looking for strong, immediate thrust and pulling power, rather than out-and-out speed, choose the engine that will deliver exactly that, whatever the conditions.

Every engine in the Yamaha FT range uses the very latest Yamaha marine technologies, including the patented Dual-Thrust propeller – offering maximum thrust in both Forward and Reverse, it provides effortless manoeuvrability and easy stopping, even over short distances.

And, without compromising on power, performance or usability, Yamaha's specially designed marine engines also help to preserve the environment through the use of pioneering clean-burn technologies.

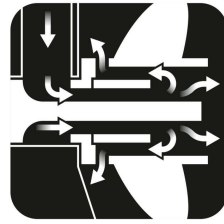


- All the features and advantages of the Yamaha F60
- Special gear ratios to deliver greater thrust
- Dual-Thrust prop – high-thrust in Forward/Reverse
- Yamaha Customer Outboard Protection (Y-COP) option
- Compatible with Yamaha Digital Network system
- Wide Range Power Trim & Tilt
- Optional Tilt Limiter system
- TCI Ignition
- High-output alternator
- Shallow Water Drive for cruising close inshore
- PrimeStart™ system for easy starting
- Fresh water flushing system



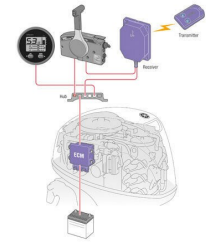
### Special gear ratios for higher thrust

The FT engines are purpose-designed to deliver greater thrust and torque than a conventional engine and their special gear ratios help prevent cavitation and prop slippage. They work in combination with other unique features to provide the ideal power source for boats where load-hauling capability is more important than high speed.



### Dual-thrust props for maximum power in Forward & Reverse

The special propellers fitted to the FT Models are not only of a larger than normal diameter, but have low pitch blades, designed to maximise thrust in both Forward and - by re-directing the exhaust flow - in Reverse too. This gives greater manoeuvrability, which is especially helpful when handling a heavier boat.



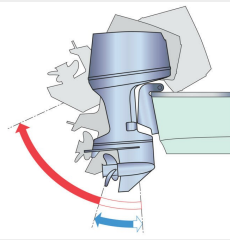
### Yamaha Customer Outboard Protection (Y-COP) option

Yamaha's unique Y-COP immobiliser system is a simple, easy to use and highly effective option – the neat and simple remote control locks and unlocks the engine at the push of a button. This prevents your outboard engine being taken for an unauthorised joyride, offering you peace of mind when leaving your boat unattended.




### Yamaha Digital Network system options

The FT60 is compatible with Yamaha Digital Network Gauges. Giving accurate information on performance and efficiency, these include a Multifunction Tachometer with RPM, Hours Run, Trim Angle, Oil Pressure, Warning lamps and Variable RPM control - and a Speed/Fuel Management Gauge with Speed, Tank Capacity and Fuel Economy.



### Wide Range Power Trim & Tilt

Discover the versatility and power of a Yamaha engine. Quick response, via push-button control, makes trim and tilt adjustments swift, smooth and easy. The confidence-giving handling control provided by the wide trim range includes negative trim settings to improve acceleration and help bring the boat onto the plane quickly.



### High-output alternator

Never get left short. A standard feature on our FT series of outboard engines, a High-output alternator ensures that power is always available to start the engine – even after prolonged periods of idling or when you've been running at low revs and using multiple accessories.

<b>Engine</b>	
Engine type	4-stroke
Displacement	996 cm <sup>3</sup>
No. of cylinders/Configuration	4/In-line,SOHC
Bore x stroke	65.0 mm x 75.0 mm
Prop shaft output at mid range	44.1 / 5,500 rpm
Full Throttle Operating Range	5,000 - 6,000 rpm
Lubrication system	Wet sump
Fuel Induction System	EFI
Ignition / advance system	CDI
Starter system	Electric
Gear ratio	2.33 (28:12)
<b>Dimensions</b>	
Transom height	L530X:644mm
Weight with propeller	FT60GETL: 125.0kg,FT60GETX: 127.0kg
Fuel tank capacity	separate, 25litres
Oil pan capacity	2.1litres
<b>Additional Features</b>	
Control	Remote Control
Trim & Tilt method	Power Trim & Tilt
Light coil / Alternator Output	12V -16A
Engine immobilizer	YCOP
Propeller	Optional
Remark	The kW data in this sheet is based on the ICOMIA 28 standard, measured at the prop shaft

All information in this catalogue is given for general guidance only and is subject to change without prior notice. Photographs may show boats being driven by professionals and no recommendation or guidance in respect of safe operation or style of use is intended or implied by the publication of these images. Always respect the local maritime regulations. Always wear the recommended personal flotation device and safety equipment when boating.